



Blood Gas &
Electrolyte Analyzer

seamaty

SG1

Blood Gas & Electrolyte Analyzer



Measured Parameter

Parameter	Reportable Range	Parameter	Reportable Range	Calculated Parameter	
Na ⁺	90 ~ 180mmol/L	pCO ₂	10.0 ~ 150.0mmHg	TCO ₂ *	cHgb*
K ⁺	1.5 ~ 11mmol/L	pO ₂	10 ~ 425mmHg	cHCO ₃ ⁻ *	BE(ecf)*
Cl ⁻	65 ~ 140mmol/L	Hct	10 ~ 75%PCV	BE(b)*	cSO ₂ *
Ca ²⁺	0.25 ~ 2.50mmol/L	Glu	1.1 ~ 38.9mmol/L <small>In development</small>	AG*	
pH	6.500 ~ 8.000	Lac	0.3 ~ 20.0mmol/L <small>In development</small>		

Test Cartridges

Item	pH	pO ₂	pCO ₂	K ⁺	Na ⁺	Cl ⁻	Ca ²⁺	Hct	Glu	Lac
BG3	●	●	●							
BE4				●	●	●	●			
BE5	●			●	●	●	●			
BG7	●	●	●	●	●	●	●			
BG8	●	●	●	●	●	●	●	●		
BG10	●	●	●	●	●	●	●	●	●	●

*Store under 10°C~30°C for a shelf life of 7 months.
Store under 2°C-8°C for a shelf life of 12 months.

A handheld blood analyzer
that delivers lab-quality,
diagnostic results in minutes.

seamaty

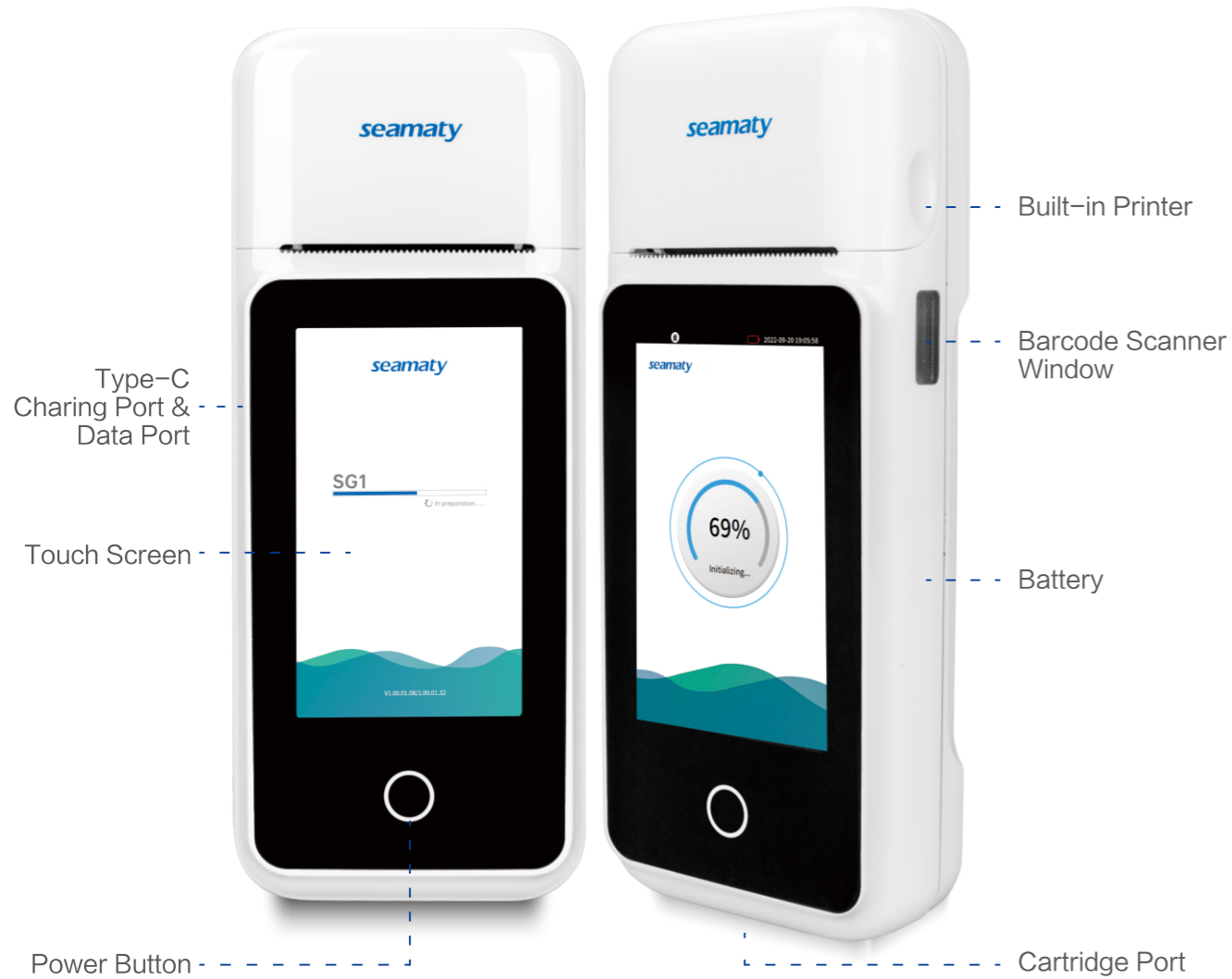
Seamaty Diagnostic Co., Ltd
+86-0755-28235680
www.seamaty.com

Address: 19th F, Bldg B, High-tech Park,
Guangqiao Rd, Guangming District,
Shenzhen 518107 P.R.C.
info@seamaty.com

www.seamaty.com



Overview



Reader

Sample	Whole blood	Sample volume	100 μ L
Bar code	QR code	QC & calibrate	IQC (Intelligent Quality Control)
Display	4.3 IPS touch screen	Connectors	Type-c
Power	5V 2A	Battery	3.7V, 5000mAh
Printer	Built-in thermal printer	Operating temperature	Temperature: 5 - 32 $^{\circ}$ C; Relative humidity \leq 85%
Weight	600g		



Easy to use

Testing can be performed in 3 simple steps at the patient's side with only 2 or 3 drops of whole blood.



Handheld portability

Lightweight with built-in battery allowing diagnose at the point of care, patient side, out in the field or exam room.



Fast results


Get accurate results in 4 minutes at the patient's side to enable rapid decision-making, and optimize patient-care.



Multi-parameter card

Single-use test card offer a broad menu of tests on a single, portable platform. Each test card has a unique combination of biosensors to suit a wide range of clinical needs.

Easy 3 steps operation




Step 1: Add sample

Add 2 or 3 drops of whole blood into cartridge



Step 2: Insert cartridge

Insert the cartridge into the analyzer



Step 3: Read result

Read the test report in 4 minutes